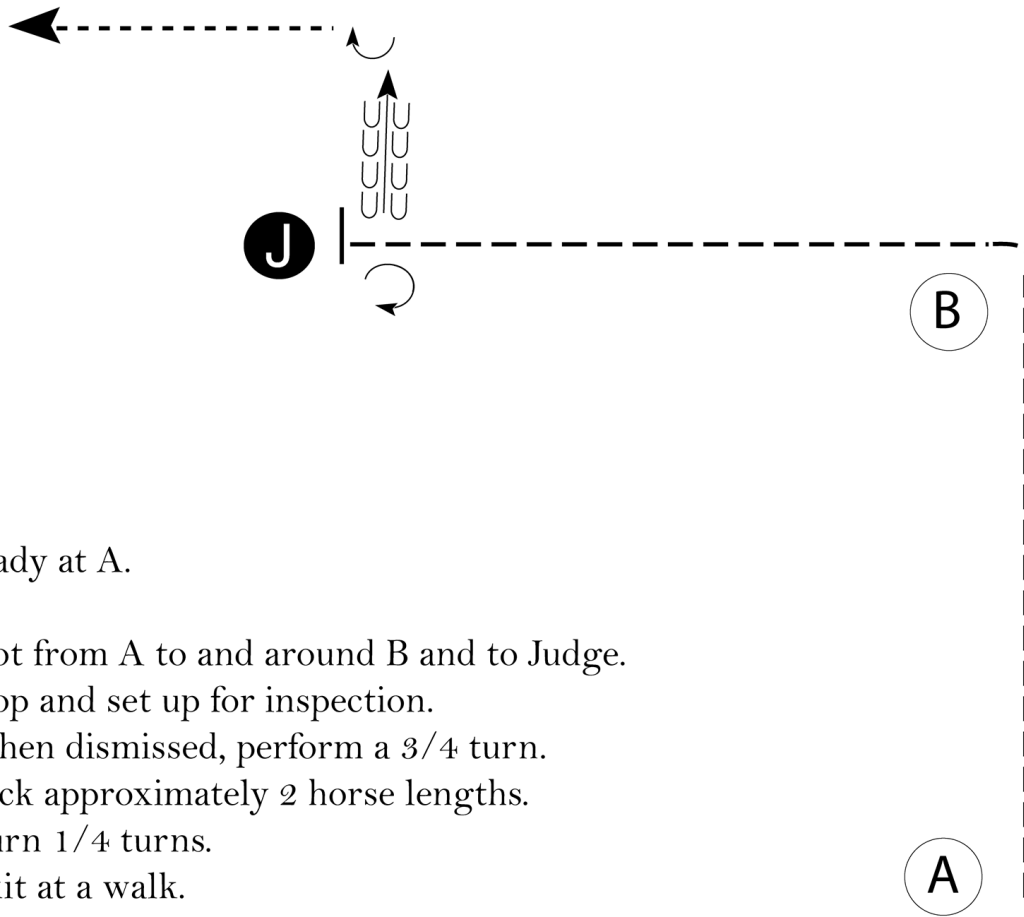


IOWA DISTRICT 6 MEMORIAL DAY SHOW

Showmanship (Youth and Amateur)

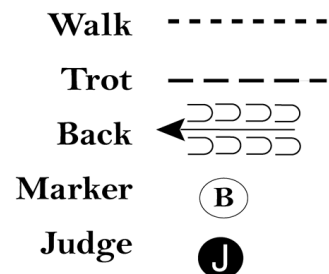
Show Date: May 25-26, 2024



Be ready at A.

1. Trot from A to and around B and to Judge.
2. Stop and set up for inspection.
3. When dismissed, perform a $3/4$ turn.
4. Back approximately 2 horse lengths.
5. Turn $1/4$ turns.
6. Exit at a walk.

Follow the instructions of your ring steward.



[S/2-38]

Pattern Provided by:

The Judges

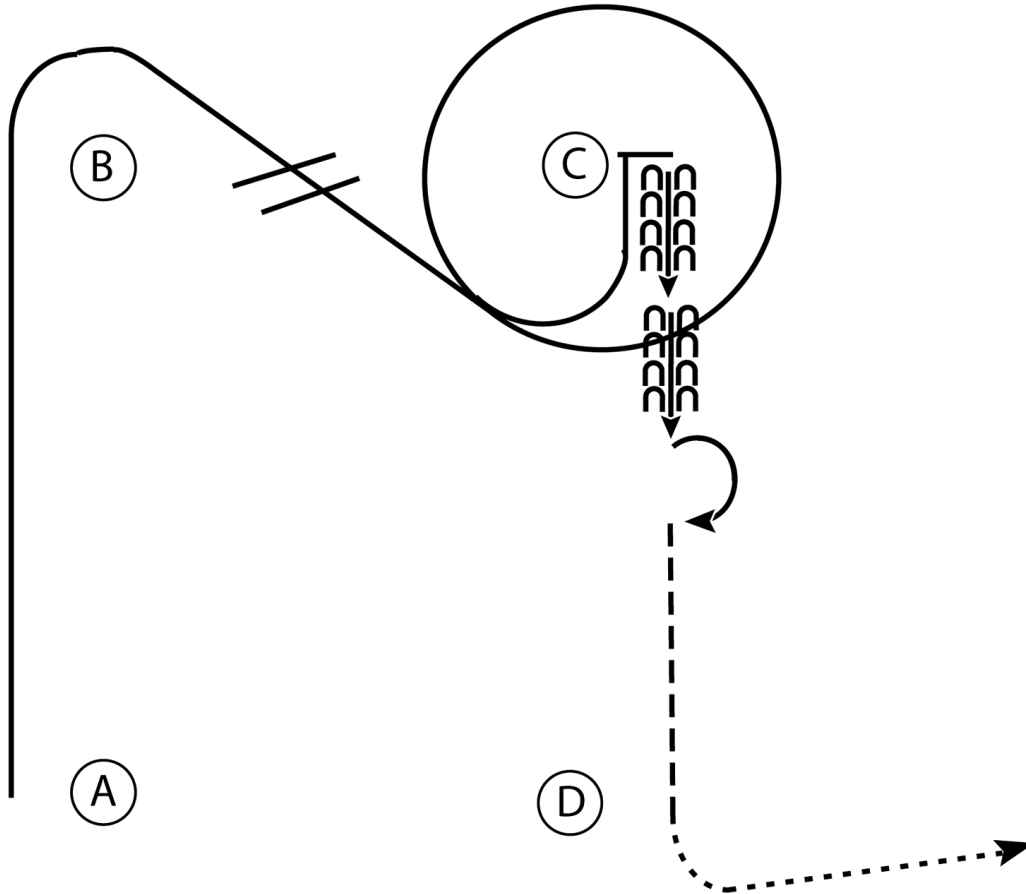
IOWA DISTRICT 6 MEMORIAL DAY SHOW

Horsemanship (Youth and Amateur)

Show Date: May 25-26, 2024

w w w . H o r s e S h o w P a t t e r n s . c o m

w w w . H o r s e S h o w P a t t e r n s . c o m



1. Start at A. Right lead lope around B.
2. Perform a simple or flying lead change to the left lead lope.
3. Lope a circle around C.
4. Stop when even with C.
5. Back five steps.
6. Perform a 180 degree turn to the right on the hindquarters.
7. Jog to D.
8. At D walk. Walk to the line-up.

Walk
Jog	-----
Extended Jog	-----
Lope	—————
Leg Yield	
Lead Change	///
Back	CCCC
Marker	(B)
Sidepass	←-----→

[WH/2-52]

Pattern Provided by:

The Judges

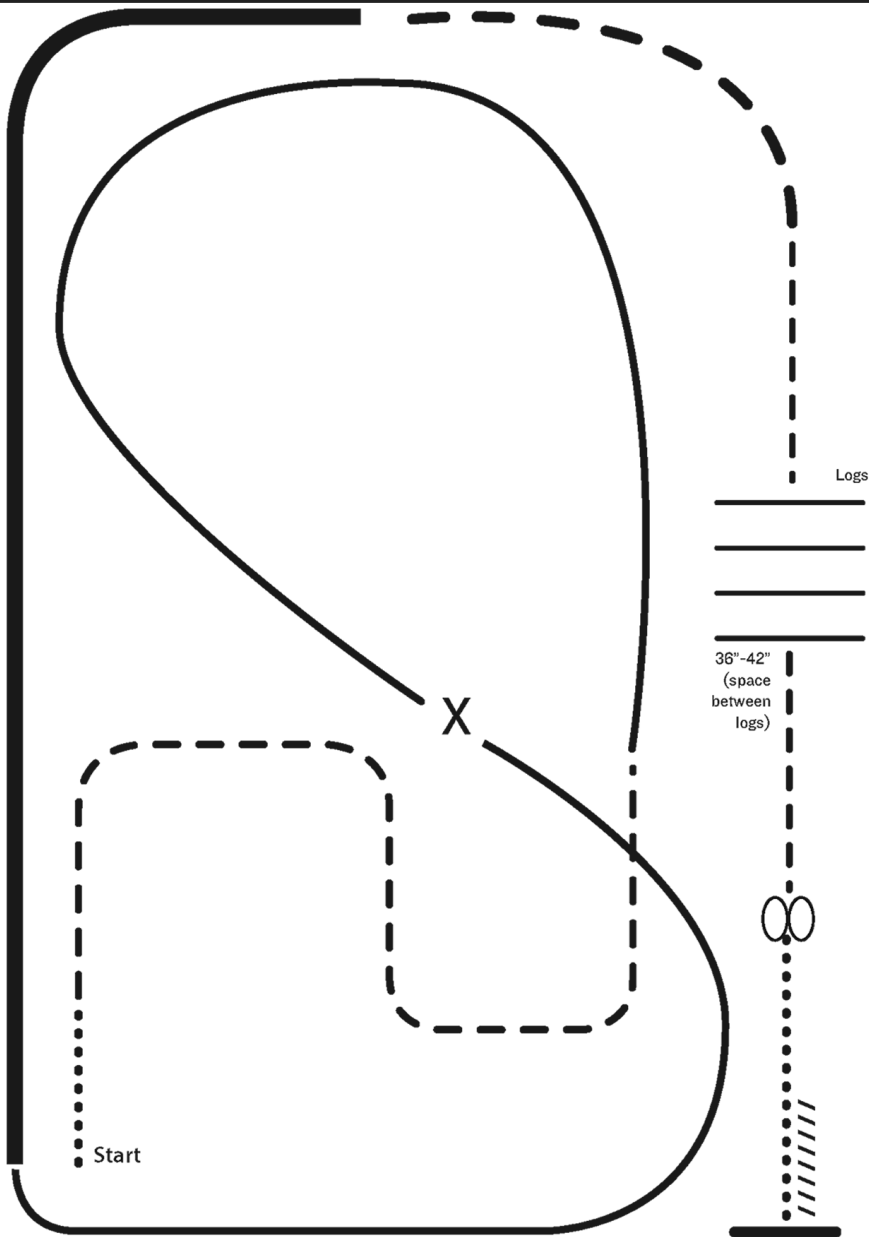
IOWA DISTRICT 6 MEMORIAL DAY SHOW

Ranch Riding (L1/AQHA/VRH OPEN, AMATUER, YOUTH)

Show Date: May 25-26, 2024

w w w . H o r s e S h o w P a t t e r n s . c o m

w w w . H o r s e S h o w P a t t e r n s . c o m



- X Lead Change
- Walk
- - - Trot
- — — Ext trot
- — — Lope
- — — Ext Lope
- /////// Back

1. Walk
2. Trot serpentine
3. Lope left lead around the end of the arena and then diagonally across the arena
4. Change leads (simple or flying) and
5. Lope on the right lead around end of the arena
6. Extend lope on the straight away and around corner to the center of the arena
7. Extend trot around corner of the arena
8. Collect to a trot
9. Trot over logs
10. Stop, do 360 degree turn each direction (either direction 1st) (L-R or R-L)
11. Walk, stop and back

[RR/AQHA-3]

Pattern Provided by:

The Judges

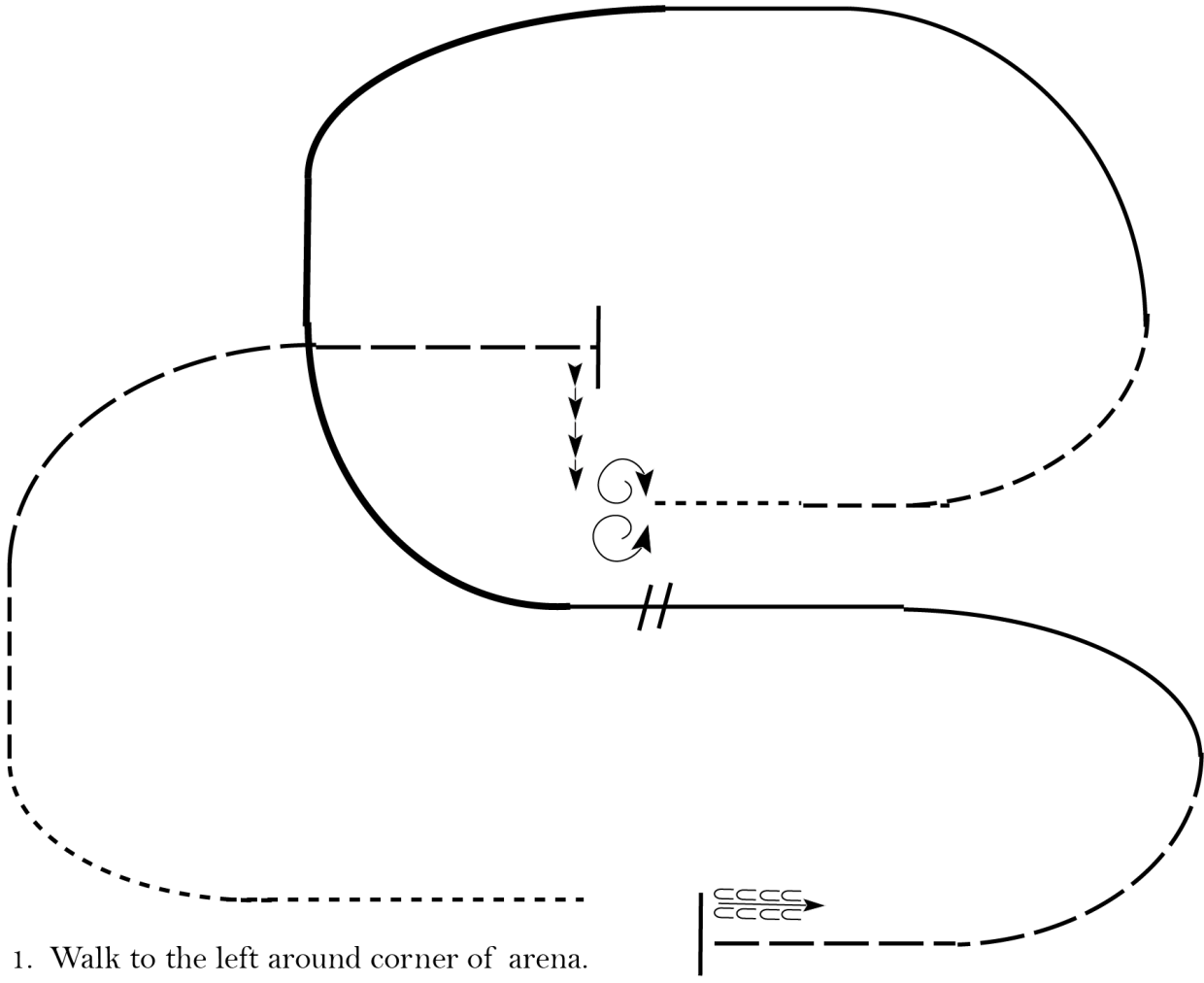
IOWA DISTRICT 6 MEMORIAL DAY SHOW

Ranch Riding (VRH Ltd Amateur/Ltd Youth/All Rookie)

Show Date: May 25-26, 2024

www.HorseShowPatterns.com

www.HorseShowPatterns.com



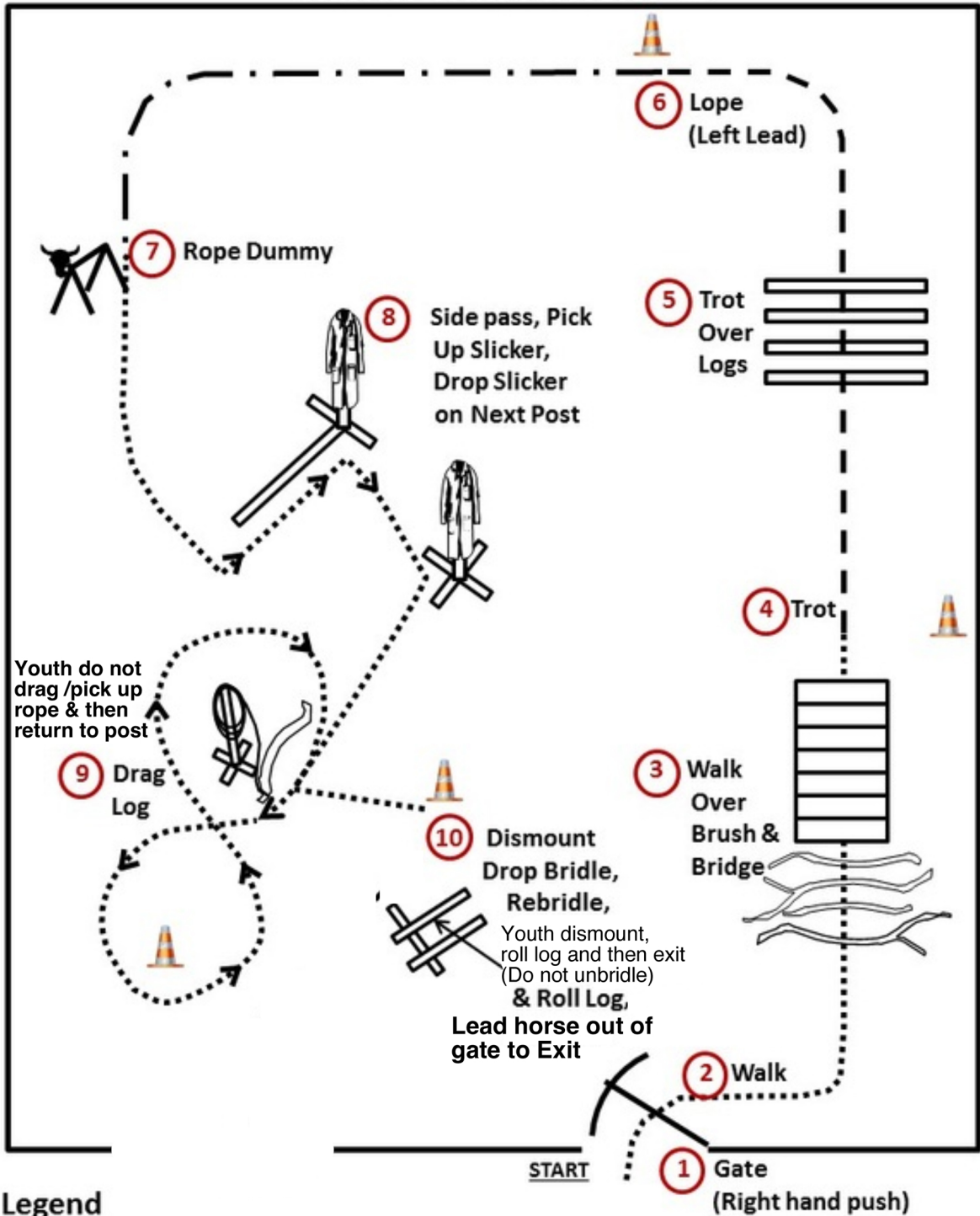
1. Walk to the left around corner of arena.
2. Trot
3. Extend alongside of the arena and around the corner to center.
4. Stop, side pass right
5. 360 degree turn each direction (either way 1st)
6. Walk.
7. Trot.
8. Lope left lead
9. Extend the lope
10. Change leads (simple or flying)
11. Collect to the lope
12. Extend trot
13. Stop and back

Walk	-----
Jog	- - - - -
Extended Jog	- - - - -
Lope	—————
Lead Change	———/———
Back	←←←←←
Marker	ⓑ


[RR/3]

Pattern Provided by:
The Judges

Ranch Trail Pattern



Legend

.....	Walk		Cone
-----	Trot	---	Lope